



Ultrafine Grinding with Laboratory Ball Mills

Nanotechnology is one of the most innovative developments of our time which revolutionizes industries such as materials science, pharmaceuticals, food, pigments or semi-conductor technology. Nanotechnology deals with particles in a range from 1 to 100 nm. These particles possess special properties due to their size, as their surface is greatly enlarged in relation to their volume (so-called "size-induced functionalities"). Ultrafine particles are, for example, harder and more break-resistant than larger particles. Nanotechnology brings effects which occur in nature to a commercial scale, such as, for example, the lotus effect: nanocoated fabrics or paints are water- and dirt-repellent just like the lotus flower.

Application examples for the use of nanoparticles

Industry	Application
Alternative Fuels	Improved cleaning of solar cells
Automobile	Densification of tyre material, improved color properties of paint
Cosmetics	Protection against UV radiation
Textiles	Protection against water or dirt (lotus effect)
Medicine	Controlled release of drugs, for example in tumor cells
Food	Non-stick coating of food packaging
Sports	Reinforcing materials, for example for tennis rackets

How are nano particles produced? The "Bottom-Up" method synthesizes particles from atoms or molecules. **The "Top-Down" method involves reducing the size of larger particles to nanoscale, for example with laboratory mills.** Due to their significantly enlarged surface in relation to the volume, small particles are drawn to each other by their electrostatic charges. Nano particles are produced by colloidal grinding which involves dispersion of the particles in liquid to neutralize the surface charges. Both water and alcohol can be used as dispersion medium, depending on the

sample material. In some cases the neutralization of surface charges is only possible by adding a buffer such as sodium phosphate or molecules with longer uncharged tails such as diaminopimelic acid (electrostatic or steric stabilization).

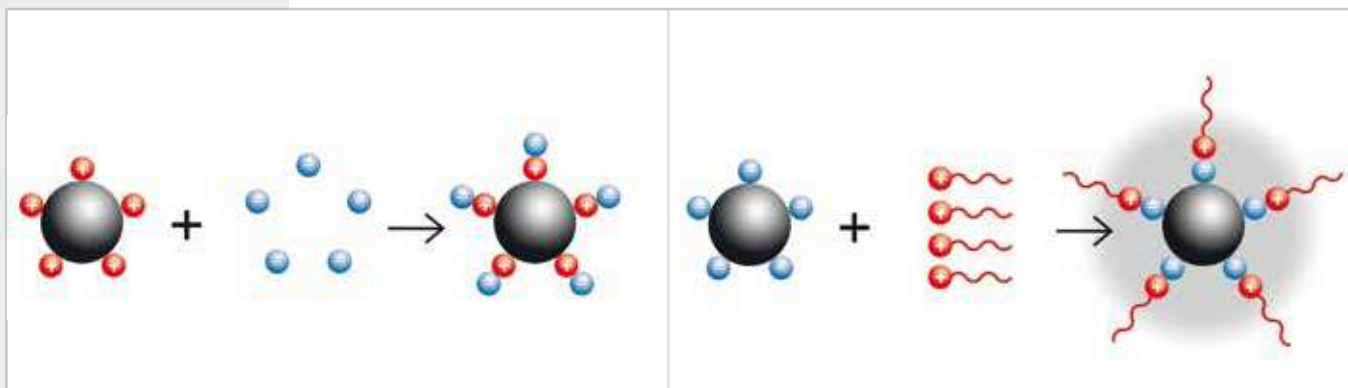


Fig. 1 Neutralization of charged particles by adding a buffer (electrostatic stabilization, left) or by adding long-chained molecules (steric stabilization, right)

Factors such as energy input and size reduction principle make ball mills the best choice for the production of nanoparticles. The most important criteria for selecting a mill and appropriate accessories are:

- **Material of the grinding tools**
- **Grinding ball size**
- **Grinding balls/sample/dispersant ratio**
- **Grinding time**
- **Energy input**

Top-Down Method: Production of nanoparticles with ball mills

Nanoparticles are created with the Top-Down method by colloidal grinding using a suitable dispersant to keep the particles from agglomerating. To reduce small particles with mechanical force to even smaller sizes, a high energy input is required. The choice of suitable grinding tools and the correct grinding jar filling are further aspects to be considered.

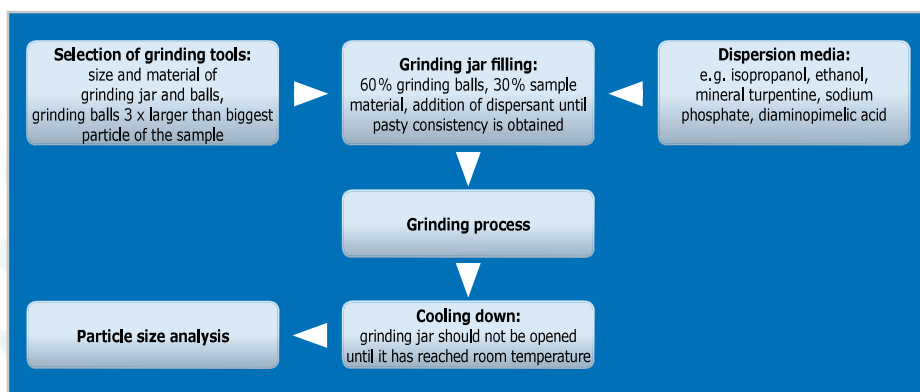


Fig. 2 The steps of colloidal grinding

Preliminary grinding

Depending on the size of the initial sample material and desired final fineness, a preliminary size reduction step can be useful. A dry grinding process with grinding balls of >3 mm Ø is usually carried out by filling one third of the jar with grinding balls and one third with sample material. The obtained sample is then used for the actual colloidal process.

Colloidal grinding

With the planetary ball mills and the new high energy ball mill E_{max}, RETSCH offers two types of ball mills which provide the required energy input for colloidal grinding down to the nanometer range. Grinding jars and balls made of an abrasion-resistant material such as zirconium oxide are best suited for this type of application. **60% of the grinding jar volume is filled with grinding balls of 0.5 to 3 mm Ø**, providing a large number of frictional points. The actual sample fills about one third of the jar volume. By adding a suitable dispersant (e. g. water, isopropanol, buffer), **the consistency of the sample should become pasty** thus providing ideal preconditions for colloidal grinding. If a very high final fineness is required, it is recommended to proceed with a second colloidal grinding with 0.1 to 0.5 mm Ø grinding balls, particularly if 2 to 3 mm balls were used in the first process (the balls need to be 3 x bigger than the particle size of the initial material). To separate the sample from the grinding balls, both are put on a sieve (with aperture sizes 20 to 50% smaller than the balls) with a collecting pan. For the subsequent colloidal grinding 60% of the jar is filled with small beads. The suspension from the previous grinding is carefully mixed with the grinding beads until a pasty consistency is obtained.

Consistency

Some materials tend to become too pasty during grinding which prevents the grinding balls from moving around in the suspension, thus making further size reduction almost impossible. Therefore it is recommended to check the consistency of unknown sample materials during the grinding process. If needed, the sample/ball mixture can be further diluted by adding more dispersant. If a sample is known to swell easily, the sample/dispersant ratio should be adapted accordingly. Another option is the addition of surfactant to stabilize the consistency.

Removal of grinding jar

Care must be taken when removing the grinding jar from the planetary ball mill as it can have a temperature of up to 150 °C due to the heat generated during the grinding process. Moreover, pressure builds up inside the grinding jar. Therefore, it is recommendable to use the **optional safety closure** for the "comfort" grinding jars of the PM series which allows for safe removal of the jar. After the grinding process the jar should cool down for a while. The E_{max} jar already has an integrated safety closure. Moreover, the effective cooling system of the mill prevents the jars from heating up too much. Both jars can be equipped with optional aeration covers which allow working under inert atmosphere.



Suitable ball mills for the production of nanoparticles

With the planetary ball mills and the high energy ball mill **E_{max}** RETSCH possesses suitable mills and the required know-how for the production of nano particles.

Planetary Ball Mills

In the planetary ball mill, every grinding jar represents a "planet". This planet is located on a circular platform, the so-called sun wheel. When the sun wheel turns, every grinding jar rotates around its own axis, but in the opposite direction. Thus, centrifugal and Coriolis forces are activated, leading to a rapid acceleration of the grinding balls (see fig. X). The result is very high pulverization energy allowing for the production of very fine particles. The enormous acceleration of the grinding balls from one wall of the jar to the other produces a strong impact effect on the sample material and leads to additional grinding effects through friction. For colloidal grinding and most other applications, the ratio between the speed of the sun wheel and the speed of the grinding jar is 1: -2. This means that during one rotation of the sun wheel, the grinding jars rotate twice in the opposite direction.



Fig. 3: Planetary ball mills from RETSCH

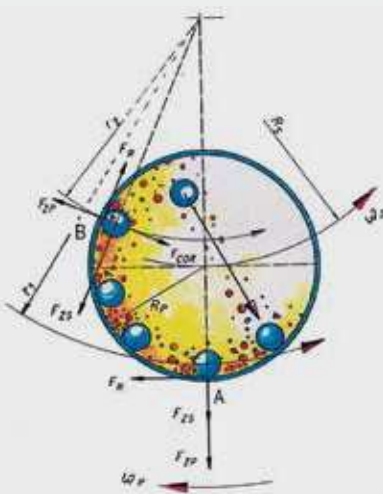


Fig. 4: In the planetary ball mill, centrifugal and Coriolis forces permit grindings down to the submicron range.

Colloidal grinding of aluminum oxide in the PM 100

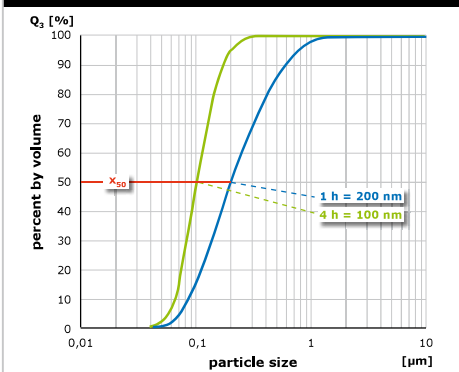


Fig. 5: Grinding of alumina in water with 1 mm grinding balls (left) after 1 hour (blue) and after 4 hours (green)

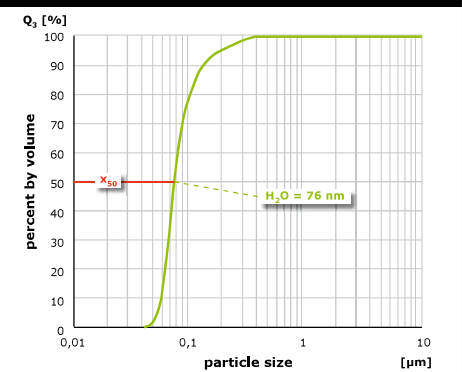


Fig. 6: Grinding of alumina with a 1 mm grinding ball (1 hour) and then with 0.1 mm balls (3 hours) in water

Figure 5 shows the result of grinding of alumina (Al_2O_3) at 650 min^{-1} in the PM 100. After 1 hour of size reduction in water with 1 mm grinding balls, the mean value of the particle size distribution is 200 nm; after 4 hours it is 100 nm. In a further trial, the material was initially ground for 1 hour with 1 mm grinding balls and then for 3 hours with 0.1 mm grinding balls (see fig. 6). In this case, an average value of 76 nm was achieved. The grinding results show that planetary ball mills can produce particle sizes in the nanometer range.

High Energy Ball Mill E_{max}

The E_{max} is an entirely new type of ball mill which was specifically designed for high energy milling. The impressive speed of 2,000 min⁻¹, so far unrivaled in a ball mill, in combination with the special grinding jar design generates a vast amount of size reduction energy. The unique combination of impact, friction and circulating grinding jar movement results in ultrafine particle sizes in the shortest amount of time. Thanks to the new liquid cooling system, excess thermal energy is quickly discharged preventing the sample from overheating, even after long grinding times.



Fig. 7: E_{max}

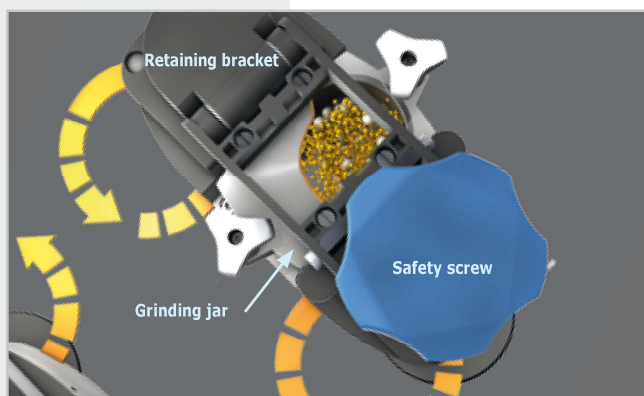


Fig 8: Functional principle E_{max}

Functional principle

The novel size reduction mechanism of the E_{max} is based on a combination of high-frequency impact and intensive friction, resulting in unrivaled grinding performance. This unique combination is generated by the oval shape and the movement of the grinding jars which do not rotate around their own axis as is the case in planetary ball mills. The interplay of jar geometry and movement causes strong friction between grinding balls, sample material and jar walls as well as rapid acceleration which lets the balls impact with great force on the sample at the rounded ends of the jars. This significantly improves the mixing of the particles resulting in smaller grind sizes and a narrower particle size distribution than achieved in conventional ball mills.

The grinding energy resulting from the friction of a large number of small grinding balls is extended even further in the E_{max} by the high speed of 2,000 min⁻¹. The high energy input is fully exploited as the unique liquid cooling system quickly discharges the frictional heat. Without effective cooling both sample and mill would overheat. Depending on the sample characteristics and grinding mode, cooling breaks of approx. 60% of the total grinding time are recommended for conventional planetary ball mills to prevent overheating. The E_{max}, on the other hand, is suitable for continuous grinding without breaks thanks to its efficient liquid cooling system.

In a comparative trial, the pigment titanium dioxide was pulverized in the most powerful planetary ball mill and in the E_{max} (50 ml grinding jar of zirconium oxide, 110 g matching grinding balls 0.1 mm Ø, 10 g sample, 15 ml 1% sodium phosphate). After 30 minutes the d₉₀ value of the E_{max} sample was 87 nm. The planetary ball mill achieved a grind size of only 476 nm after this time (excl. cooling breaks). Consequently, the E_{max} provided a 5 times higher final fineness than the planetary ball mill (fig. 9).

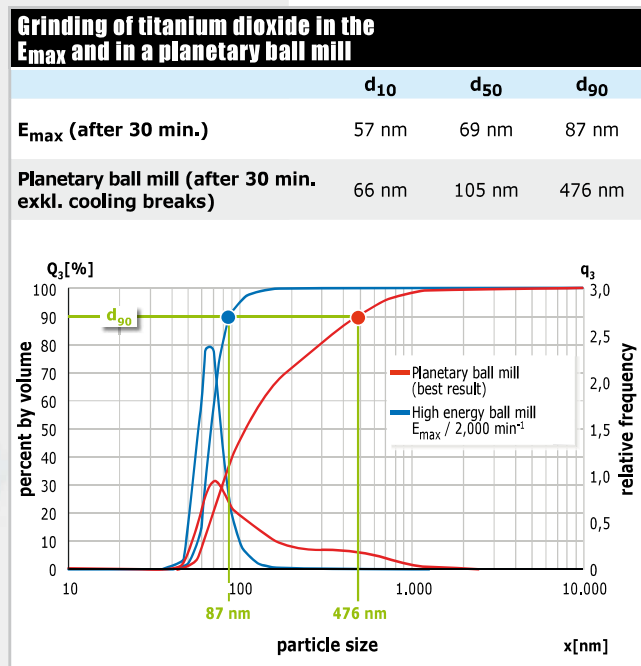


Fig. 9: The E_{max} pulverizes the sample not only faster and to a finer size, it also produces a significantly narrower particle size distribution

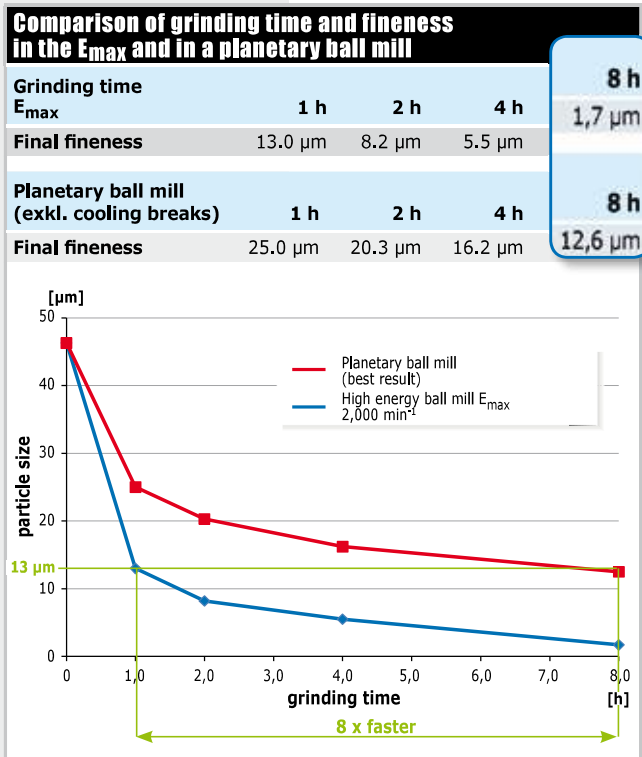


Fig. 10: Pulverization of graphite. The water-cooled E_{max} is highly superior to the planetary ball mill without cooling system both in speed and achieved final fineness.

Figure 10 shows the results of grinding graphite in the E_{max} at 2,000 min⁻¹ (50 ml grinding jar of zirconium oxide, 110 g matching grinding balls 0.1 mm Ø, 5 g sample, 13 ml isopropanol) and in the most powerful planetary ball mill. Graphite is a lubricant and therefore requires a particularly high energy input for size reduction. After only 1 hour of grinding 90% of the E_{max} sample possessed a fineness of 13 microns. This grind size was achieved by the planetary ball mill only after 8 hours of grinding (excl. cooling breaks). Regarding the final fineness achieved in the E_{max} after 8 hours of grinding, its superior performance again is quite apparent: With a d₉₀ value of 1.7 µm the grind size is 7 times finer than the one achieved in the planetary ball mill (12.6 µm).

Highly efficient liquid cooling

The grinding jars of the E_{max} are cooled by an integrated water cooling system. To further reduce the temperature, the mill can be connected to a heat exchanger or the tap. Figure 6 shows the cooling circuit of the E_{max}. The grinding jars are cooled via the jar. The cooling system is very effective because heat is more easily discharged into water than into air. The E_{max} software allows the user to carry out the grinding process within a defined temperature range, i. e. he can set a minimum and a maximum temperature. When the maximum temperature is exceeded, the mill automatically stops and starts again upon reaching the minimum temperature.

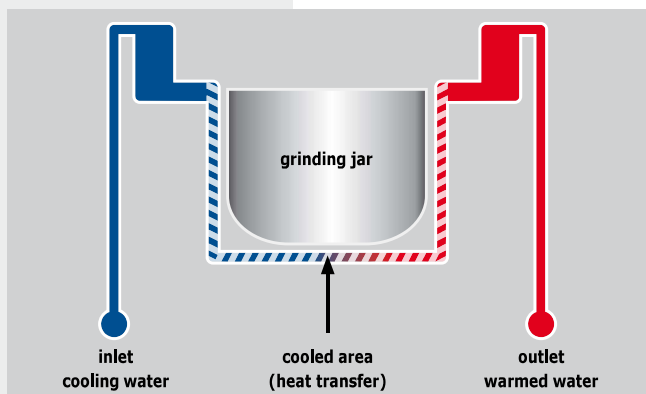


Fig. 11: The grinding jar is cooled via the jar brackets.

Conclusion

Nanoparticles, i. e. particles with a diameter of less than 100 nm, have been the object of scientific research for many years now. There are various techniques to produce nanoparticles. The "Top-Down" method involves size reduction of larger particles to the nanometer range. This is best achieved with ball mills which provide the required energy input. With the widest range of ball mills worldwide, RETSCH offers various suitable instruments. Apart from the planetary ball mills such as PM 100, PM 200 and PM 400, the new high energy ball mill E_{max} is especially suitable for colloidal grindings down to the nanometer range thanks to the high speed and innovative water cooling system.

Distributed by:

Lab Unlimited
CARL STUART GROUP

Tallaght Business Park
Whitestown, Dublin 24,
Ireland
D24 RFK3

Quatro House, Frimley Road,
Camberley,
United Kingdom
GU16 7ER

Tel: (01) 4523432
Fax: (01) 4523967
E-mail: info@labunlimited.com
Web: www.labunlimited.com

Tel: 08452 30 40 30
Fax: 08452 30 50 30
E-mail: info@labunlimited.co.uk
Web: www.labunlimited.co.uk